



USER MANUAL

HIGHLITE 50W-280W

Product information

A cost-effective outdoor lamp with strong UV resistance and anti-corrosion, built for harsh environment. Universal mounting bracket and angle adjustment makes the installation quick and easy. The new hollow design lets the heat upwards and away from the LED light source. The radiator on the backside leads the rainwater away and prevents water accumulation.



One Compatible System for LED Strips, Floodlights, and Emergency Lighting



Specifications

Voltage	230V
Brightness	7000lm 14000lm 21000lm 28000lm 39200lm
Power	50W 100W 150W 200W 280W
Class II	Double insulated – does not require a grounded connection
Efficacy	140lm/W ±10
Colour temperature	4000K
Beam Angle	90°
IP class	IP67
IK	09
CRI	>70
Ambient temperature	-30°C to + 50°C
LED type	SMD5050
Lifetime	102.000 hours (L70)
Dimmable	No
Certifications	CE, RoHS
Waranty	5 years

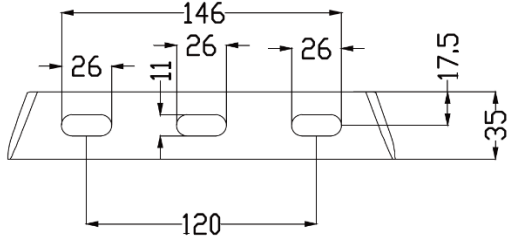
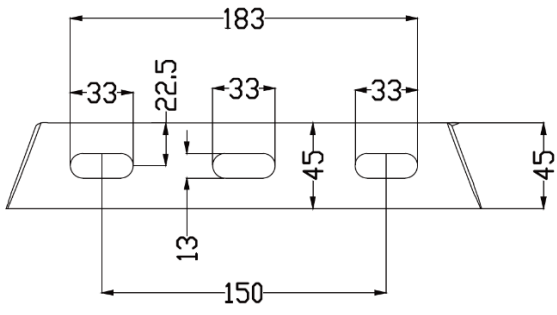


Used electrical and electronic products, including all types of batteries, must be delivered for recycling at a separate collection point. (acc. to directive 2012/19/EU and 2006/66/EC).

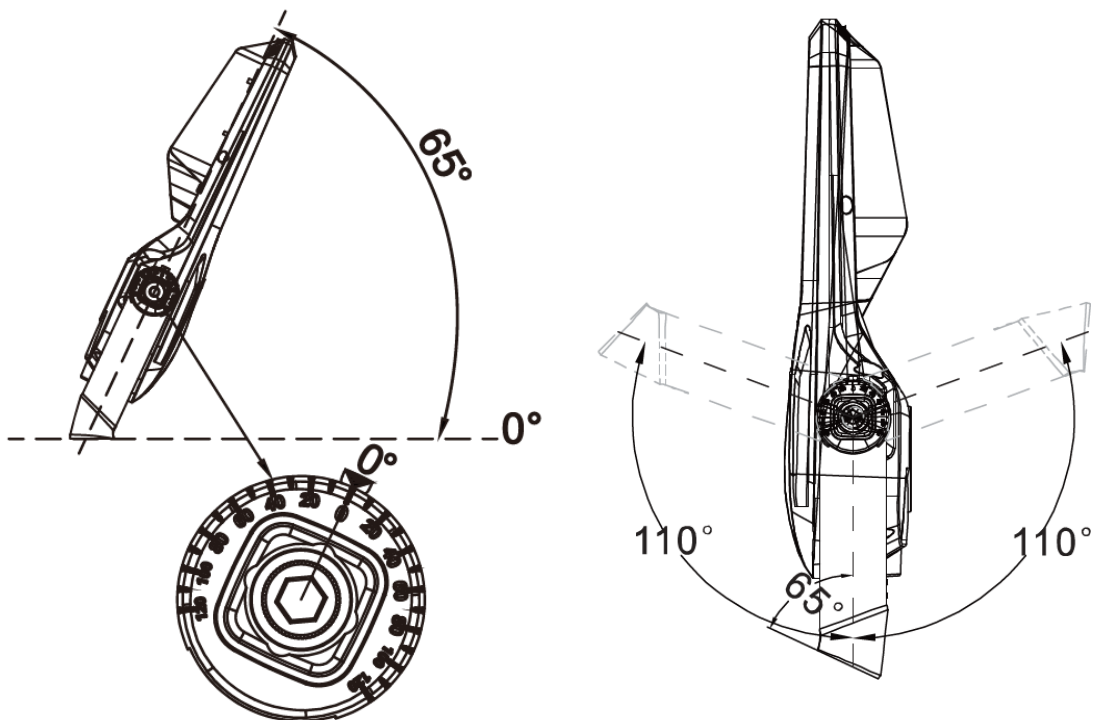
Construction

Body material	Aluminium
Optic material	Polycarbonate
Lens material	Toughened glass
Bracket material	Galvanized iron
Color	Black

Dimensions

50-100W	150-280W
 <p>Unit: mm</p>	 <p>Unit: mm</p>

Bracket functionality



When the angle between the ground and the lamp is 65° degrees, the dial points to 0° degrees.



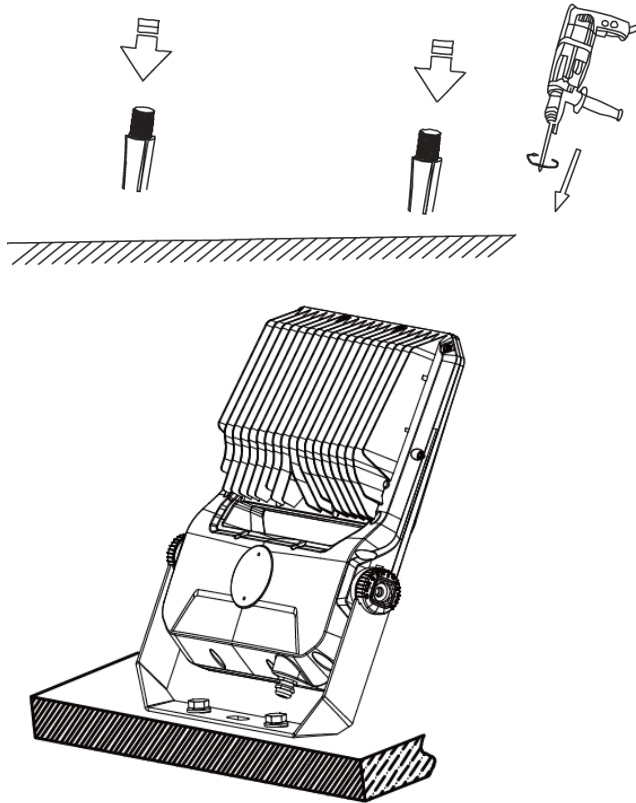
Expansion screws



Outer six angle screw

- 50W and 100W: M10 screws
- 150W-280W: M12 screws

Adjustment



Drill holes in the surface where the floodlight will be mounted and install expansion screws.

Ensure that the surface where you plan to mount the floodlight can withstand the weight of the floodlight as well as weather and wind exposure.

Wiring



Brown = live conductor

Blue = neutral

Warning

1. To avoid damage, falling, electric shock or fire, please do not modify the lamp or replace accessories.
2. Please authorize only qualified personnel to install the lamp and ensure they follow the instruction manual.
3. Any improper installation might cause injury, damage or hazard.
4. Please disconnect power before installation or any maintenance of the lamp.
5. Please disconnect power if you see smoke or emit odors, since fire or electric shock may occur. Ask qualified personnel to inspect and do maintenance.
6. Please do not dismantle the lamp without the supplier's authorization.
7. Please do not touch the power supply when the lamp is operating.
8. If the external flexible cable cord is damaged, it should only be replaced by the supplier, a service agent or other qualified personnel.

Warranty

1. Warranty is 5years (Sea application only 3years warranty). A replacement will be provided during the warranty period if the lamp suffers quality problems. The client is responsible for the costs and control of lamp installation.
2. During the warranty period, the client shall send the damaged goods or failed parts for inspection and repair after agreement from the supplier. The supplier shall send the fixed or new parts back. The sending party shall bear any freight costs accordingly.
3. Maintenance service will be provided once valid documents are presented.
4. The following circumstances will not attract free maintenance:
 - a) Damage caused by human beings, including, but not limited to, damage from abnormal working conditions, improper usage , storage that does not conform to the instruction manual
 - b) Dismantling or modification or improper maintenance or repairing of the products without the supplier's authorization
 - c) Invalid documents
 - d) Damages caused by user's improper delivery, or force majeure including, but not limited to, fire, flood, earthquake.
5. The vendor has the sole right to interpretation and amend the above.